

◎ 订货举例

系列代码	插管外径	—	螺纹大小	牙型代码
① ZPC	04: 4mm	5/32: 5/32"	M5: M5	P: PT
ZPCF	06: 6mm	3/16: 3/16"	M6: M6	G: G
ZPOC	08: 8mm	1/4: 1/4"	01: 1/8"	
...	10: 10mm	5/16: 5/16"	02: 1/4"	
	12: 12mm	3/8: 3/8"	03: 3/8"	
	14: 14mm	1/2: 1/2"	04: 1/2"	
	16: 16mm			

订货举例： ZPC系列塑料接头，配4mm外径的管子，接管口径为G1/8"，其ERP编码为：ZPC4-01G

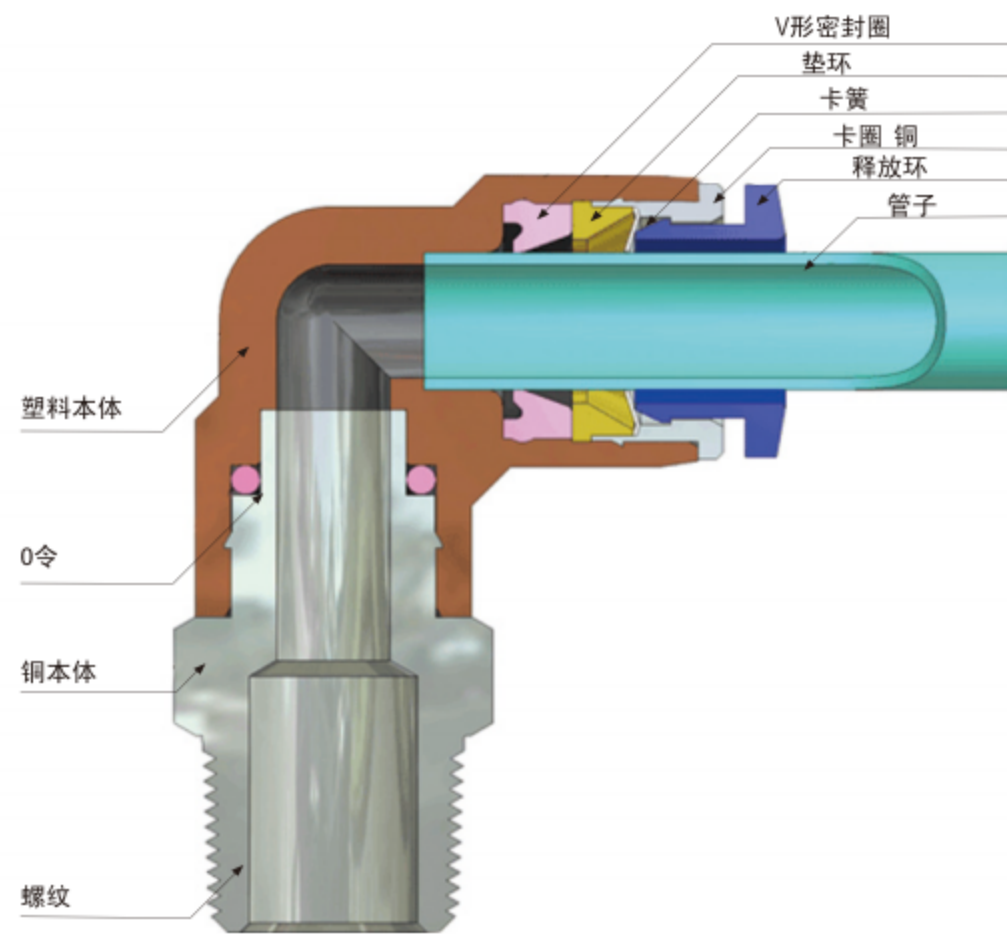
注：①“Z”开头为灰橙色；“E”开头为蓝黑色；“A”开头为白色；

◎ 规格说明

工作介质	空气 真空
工作压力 (MPa)	0~0.8
最大耐压力 (MPa)	1.2
工作温度 (°C)	0~60
管材	尼龙管 / PU管

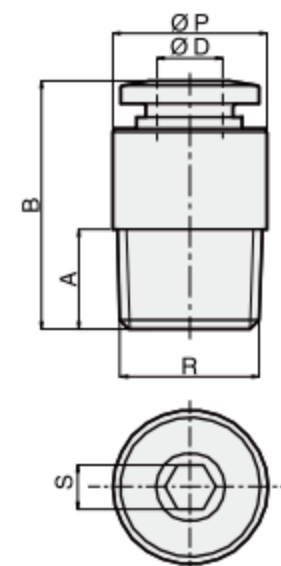
◎ 内部结构

- * 快速接头的结构可以长时间的连接管子
- * 边缘平滑的端盖设计可以让管子迅速拔出
- * 表面铜镀镍可以选择，这样可以延长产品的寿命
- * 接头螺纹有涂螺纹胶和带O形圈两种
- * 公制和英制都可以提供



◎ PT螺纹—外形尺寸图

ZPOC	型号	D	R	A	B	P	S	外形尺寸图
	ZPOC04-M5	4	M5	3.5	21.5	10	2	
	ZPOC04-M6	4	M6	4.5	22.5	10	2	
	ZPOC04-01P	4	PT1/8	7.5	20.2	10	3	
	ZPOC04-02P	4	PT1/4	9.5	18.5	14	3	
	ZPOC06-M5	6	M5	3.5	22.1	12	2	
	ZPOC06-M6	6	M6	4.5	23.1	12	2	
	ZPOC06-01P	6	PT1/8	7.5	21.1	12	4	
	ZPOC06-02P	6	PT1/4	9.5	22.1	14	4	
	ZPOC06-03P	6	PT3/8	10.5	21.1	17	4	
	ZPOC06-04P	6	PT1/2	13.5	24.1	21	4	
	ZPOC08-01P	8	PT1/8	7.5	26.4	14	5	
	ZPOC08-02P	8	PT1/4	9.5	23.9	14	6	
	ZPOC08-03P	8	PT3/8	10.5	21.9	17	6	
	ZPOC08-04P	8	PT1/2	13.5	24.4	21	6	
	ZPOC10-01P	10	PT1/8	7.5	29.5	17	5	
	ZPOC10-02P	10	PT1/4	9.5	30.8	17	6	
	ZPOC10-03P	10	PT3/8	10.5	27.7	17	8	
	ZPOC10-04P	10	PT1/2	13.5	25.5	21	8	
	ZPOC12-01P	12	PT1/8	7.5	32	20	5	
	ZPOC12-02P	12	PT1/4	9.5	34	20	6	
	ZPOC12-03P	12	PT3/8	10.5	30	20	8	
	ZPOC12-04P	12	PT1/2	13.5	29	21	10	



ZPCF	型号	D	R	A	B	S	外形尺寸图
	ZPCF04-01P	4	PT1/8	8	24.7	12	
	ZPCF04-02P	4	PT1/4	11	27.7	17	
	ZPCF06-01P	6	PT1/8	8	25.2	12	
	ZPCF06-02P	6	PT1/4	11	28.2	17	
	ZPCF06-03P	6	PT3/8	12	29.2	20	
	ZPCF06-04P	6	PT1/2	14	31.2	24	
	ZPCF08-01P	8	PT1/8	8	26.9	14	
	ZPCF08-02P	8	PT1/4	11	29.9	17	
	ZPCF08-03P	8	PT3/8	12	30.9	20	
	ZPCF08-04P	8	PT1/2	14	32.9	24	
	ZPCF10-01P	10	PT1/8	8	29.9	17	
	ZPCF10-02P	10	PT1/4	11	32.9	17	
	ZPCF10-03P	10	PT3/8	12	33.9	20	
	ZPCF10-04P	10	PT1/2	14	35.9	24	
	ZPCF12-01P	12	PT1/8	8	31.5	20	
	ZPCF12-02P	12	PT1/4	11	34.5	20	
	ZPCF12-03P	12	PT3/8	12	35.5	20	
	ZPCF12-04P	12	PT1/2	14	37.5	24	

ZPC	型号	D	R	A	B	S1	S2	外形尺寸图
	ZPC04-M5	4	M5	3.5	21.5	10	2	
	ZPC04-M6	4	M6	4.5	22.5	10	2	
	ZPC04-01P	4	PT1/8	7.5	20.2	10	3	
	ZPC04-02P	4	PT1/4	9.5	18.5	14	3	
	ZPC06-M5	6	M5	3.5	22.1	12	2	
	ZPC06-M6	6	M6	4.5	23.1	12	2	
	ZPC06-01P	6	PT1/8	7.5	21.1	12	4	
	ZPC06-02P	6	PT1/4	9.5	22.1	14	4	
	ZPC06-03P	6	PT3/8	10.5	21.1	17	4	
	ZPC06-04P	6	PT1/2	13.5	24.1	21	4	
	ZPC08-01P	8	PT1/8	7.5	26.4	14	5	
	ZPC08-02P	8	PT1/4	9.5	23.9	14	6	
	ZPC08-03P	8	PT3/8	10.5	21.9	17	6	
	ZPC08-04P	8	PT1/2	13.5	24.4	21	6	
	ZPC10-01P	10	PT1/8	7.5	29.5	17	5	
	ZPC10-02P	10	PT1/4	9.5	30.8	17	6	
	ZPC10-03P	10	PT3/8	10.5	27.7	17	8	
	ZPC10-04P	10	PT1/2	13.5	25.5	21	8	
	ZPC12-01P	12	PT1/8	7.5	32	20	5	
	ZPC12-02P	12	PT1/4	9.5	34	20	6	
	ZPC12-03P	12	PT3/8	10.5	30	20	8	
	ZPC12-04P	12	PT1/2	13.5	29	21	10	
	ZPC14-03P	14	PT3/8	10.5	35.3	22	-	
	ZPC14-04P	14	PT1/2	13.5	33.3	22	-	
	ZPC16-03P	16	PT3/8	10.5	36.5	24	-	
	ZPC16-04P	16	PT1/2	13.5	34.5	24	-	


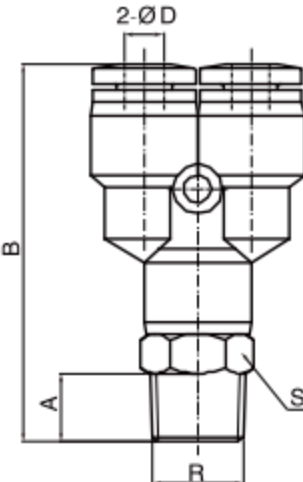
ZPG	型号	D1	D2	A	外形尺寸图
	ZPG06-04	6	4	35.4	
	ZPG08-04	8	4	37.8	
	ZPG08-06	8	6	37.8	
	ZPG10-06	10	6	42.8	
	ZPG10-08	10	8	42.8	
	ZPG12-08	12	8	48.5	
	ZPG12-10	12	10	48.5	


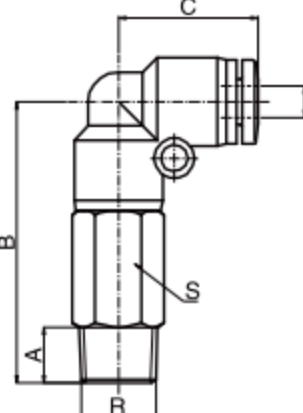
ZPU	型号	D	A	外形尺寸图
	ZPU04	4	33.4	
	ZPU06	6	35.6	
	ZPU08	8	38.7	
	ZPU10	10	48.2	
	ZPU12	12	48.6	
	ZPU14	14	48.2	
	ZPU16	16	49.6	


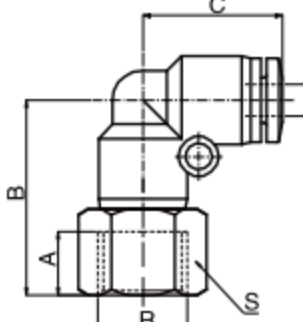
ZPHF	型号	D	R	A	B	S	F	L	外形尺寸图
	ZPHF04-M5	4	M5	3.5	20.2	8	4.5	18.7	
	ZPHF04-01P	4	PT1/8	7	22.5	12	7	28.1	
	ZPHF04-02P	4	PT1/4	9	25	17	10	33	
	ZPHF06-M5	6	M5	3.5	22.1	8	4.5	18.7	
	ZPHF06-01P	6	PT1/8	7	23.3	12	7	28.1	
	ZPHF06-02P	6	PT1/4	9	25.8	17	10	33	
	ZPHF06-03P	6	PT3/8	10	27.5	19	11	41.7	
	ZPHF06-04P	6	PT1/2	13	30	24	13	47.4	
	ZPHF08-01P	8	PT1/8	7	25.4	12	7	28.1	
	ZPHF08-02P	8	PT1/4	9	28.5	17	10	33	
	ZPHF08-03P	8	PT3/8	10	29.4	19	11	41.7	
	ZPHF08-04P	8	PT1/2	13	32.4	24	13	47.4	
	ZPHF10-01P	10	PT1/8	7	30.3	12	7	28.1	
	ZPHF10-02P	10	PT1/4	9	32.6	17	10	33	
	ZPHF10-03P	10	PT3/8	10	33.2	19	11	41.7	
	ZPHF10-04P	10	PT1/2	13	36.2	24	13	47.4	
	ZPHF12-01P	12	PT1/8	7	32.5	12	7	28.1	
	ZPHF12-02P	12	PT1/4	9	34.7	17	10	33	
	ZPHF12-03P	12	PT3/8	10	36.6	19	11	41.7	
	ZPHF12-04P	12	PT1/2	13	39	24	13	47.4	


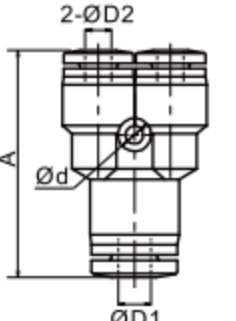
- 1 气动控制元件
- 2 流体控制元件
- 3 电气控制元件
- 4 气动执行元件
- 5 气源处理元件
- 6 真空元件
- 7 洁净元件
- 8 高真空元件
- 9 气动辅助元件

◎ PT螺纹—外形尺寸图

ZPWT		型号	D	R	A	B	S	外形尺寸图
	ZPWT04-M5	4	M5	3.5	40.2	10		
	ZPWT04-M6	4	M6	4.5	41.2	10		
	ZPWT04-01P	4	PT1/8	7.5	41.2	10		
	ZPWT04-02P	4	PT1/4	9.5	45.5	14		
	ZPWT06-M5	6	M5	3.5	41.2	12		
	ZPWT06-M6	6	M6	4.5	42.2	12		
	ZPWT06-01P	6	PT1/8	7.5	44.2	12		
	ZPWT06-02P	6	PT1/4	9.5	46.2	14		
	ZPWT06-03P	6	PT3/8	10.5	47.2	17		
	ZPWT06-04P	6	PT1/2	13.5	50.2	21		
	ZPWT08-01P	8	PT1/8	7.5	46.9	14		
	ZPWT08-02P	8	PT1/4	9.5	48.9	14		
	ZPWT08-03P	8	PT3/8	10.5	49.9	17		
	ZPWT08-04P	8	PT1/2	13.5	52.9	21		
	ZPWT10-01P	10	PT1/8	7.5	56.1	17		
	ZPWT10-02P	10	PT1/4	9.5	58.1	17		
	ZPWT10-03P	10	PT3/8	10.5	59.1	17		
	ZPWT10-04P	10	PT1/2	13.5	62.1	21		
	ZPWT12-01P	12	PT1/8	7.5	58.8	19		
	ZPWT12-02P	12	PT1/4	9.5	60.8	19		
ZPWT12-03P	12	PT3/8	10.5	61.8	19			
ZPWT12-04P	12	PT1/2	13.5	64.8	21			
ZPWT14-03P	14	PT3/8	10.5	65.4	24			
ZPWT14-04P	14	PT1/2	13.5	68.4	24			
ZPWT16-03P	16	PT3/8	10.5	68.5	24			
ZPWT16-04P	16	PT1/2	13.5	71.5	24			

ZPLL		型号	D	R	A	B	C	S	外形尺寸图
	ZPLL04-M5	4	M5	3.5	33	17.7	10		
	ZPLL04-M6	4	M6	4.5	33	17.7	10		
	ZPLL04-01P	4	PT1/8	7.5	36	17.7	10		
	ZPLL04-02P	4	PT1/4	9.5	39	17.7	14		
	ZPLL06-M5	6	M5	3.5	36.5	19.2	12		
	ZPLL06-M6	6	M6	4.5	38	19.2	12		
	ZPLL06-01P	6	PT1/8	7.5	39.7	19.2	12		
	ZPLL06-02P	6	PT1/4	9.5	42.2	19.2	14		
	ZPLL06-03P	6	PT3/8	10.5	43.7	19.2	17		
	ZPLL06-04P	6	PT1/2	13.5	47.2	19.2	21		
	ZPLL08-01P	8	PT1/8	7.5	44.5	22.6	14		
	ZPLL08-02P	8	PT1/4	9.5	45.5	22.6	14		
	ZPLL08-03P	8	PT3/8	10.5	47	22.6	17		
	ZPLL08-04P	8	PT1/2	13.5	50.5	22.6	21		
	ZPLL10-01P	10	PT1/8	7.5	54.3	27.8	17		
	ZPLL10-02P	10	PT1/4	9.5	56.3	27.8	17		
ZPLL10-03P	10	PT3/8	10.5	57.3	27.8	17			
ZPLL10-04P	10	PT1/2	13.5	60.8	27.8	21			
ZPLL12-02P	12	PT1/4	9.5	61.5	29.3	19			
ZPLL12-03P	12	PT3/8	10.5	62.5	29.3	19			
ZPLL12-04P	12	PT1/2	13.5	65.5	29.3	21			

ZPLF		型号	D	R	A	B	C	S	外形尺寸图
	ZPLF04-01P	4	PT1/8	8	23.5	17.7	12		
	ZPLF04-02P	4	PT1/4	11	26.5	17.7	17		
	ZPLF06-01P	6	PT1/8	8	24.7	19.2	12		
	ZPLF06-02P	6	PT1/4	11	27.7	19.2	17		
	ZPLF06-03P	6	PT3/8	12	28.7	19.2	20		
	ZPLF06-04P	6	PT1/2	14	30.7	19.2	24		
	ZPLF08-01P	8	PT1/8	8	28	22.6	14		
	ZPLF08-02P	8	PT1/4	11	31	22.6	17		
	ZPLF08-03P	8	PT3/8	12	32	22.6	20		
	ZPLF08-04P	8	PT1/2	14	34	22.6	24		
	ZPLF10-01P	10	PT1/8	8	32.3	27.8	17		
	ZPLF10-02P	10	PT1/4	11	35.3	27.8	17		
	ZPLF10-03P	10	PT3/8	12	36.3	27.8	20		
	ZPLF10-04P	10	PT1/2	14	38.3	27.8	24		
	ZPLF12-02P	12	PT1/4	11	37.5	29.3	20		
	ZPLF12-03P	12	PT3/8	12	38.5	29.3	20		
ZPLF12-04P	12	PT1/2	14	41	29.3	24			
ZPLF14-03P	14	PT3/8	12	39	30.6	24			
ZPLF14-04P	14	PT1/2	14	41	30.6	24			
ZPLF16-03P	16	PT3/8	12	42.5	33.3	24			
ZPLF16-04P	16	PT1/2	14	44.5	33.3	24			

ZPW		型号	D1	D2	A	d	外形尺寸图
	ZPW06-04	6	4	36	3.2		
	ZPW08-06	8	6	39	3.2		
	ZPW10-08	10	8	49	4.2		
	ZPW12-10	12	10	53	4.2		


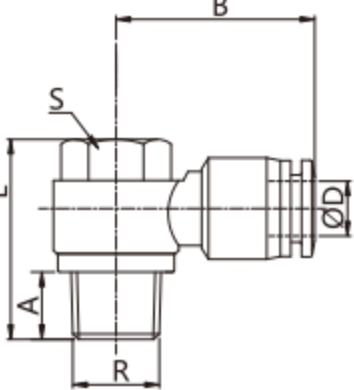
ZPD	型号	D	R	A	B	C	S	外形尺寸图
	ZPD04-M5	4	M5	3.5	23	18.7	10	
	ZPD04-M6	4	M6	4.5	24	18.7	10	
	ZPD04-01P	4	PT1/8	7.5	26	18.7	10	
	ZPD04-02P	4	PT1/4	9.5	28	18.7	14	
	ZPD06-M5	6	M5	3.5	23.5	19.5	12	
	ZPD06-M6	6	M6	4.5	24.5	19.5	12	
	ZPD06-01P	6	PT1/8	7.5	26.5	19.5	12	
	ZPD06-02P	6	PT1/4	9.5	28.5	19.5	14	
	ZPD06-03P	6	PT3/8	10.5	29.5	19.5	17	
	ZPD06-04P	6	PT1/2	13.5	32.5	19.5	21	
	ZPD08-01P	8	PT1/8	7.5	29.5	22.6	14	
	ZPD08-02P	8	PT1/4	9.5	31.5	22.6	14	
	ZPD08-03P	8	PT3/8	10.5	32.5	22.6	17	
	ZPD08-04P	8	PT1/2	13.5	35.5	22.6	21	
	ZPD10-01P	10	PT1/8	7.5	34.5	28.5	17	
	ZPD10-02P	10	PT1/4	9.5	36.5	28.5	17	
	ZPD10-03P	10	PT3/8	10.5	37.5	28.5	17	
	ZPD10-04P	10	PT1/2	13.5	40.5	28.5	21	
	ZPD12-01P	12	PT1/8	7.5	35.5	29.3	19	
	ZPD12-02P	12	PT1/4	9.5	37.5	29.3	19	
	ZPD12-03P	12	PT3/8	10.5	38.5	29.3	19	
	ZPD12-04P	12	PT1/2	13.5	41.5	29.3	21	
	ZPD14-03P	14	PT3/8	10.5	39.7	29.8	24	
	ZPD14-04P	14	PT1/2	13.5	42.7	29.8	24	
	ZPD16-03P	16	PT3/8	10.5	41.1	31.9	24	
	ZPD16-04P	16	PT1/2	13.5	44.1	31.9	24	


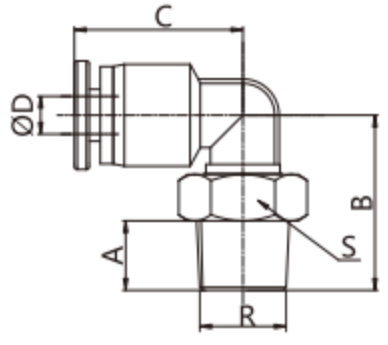
ZPB	型号	D	R	A	B	C	S	外形尺寸图
	ZPB04-M5	4	M5	3.5	23	18.7	10	
	ZPB04-M6	4	M6	4.5	24	18.7	10	
	ZPB04-01P	4	PT1/8	7.5	26	18.7	10	
	ZPB04-02P	4	PT1/4	9.5	28	18.7	14	
	ZPB06-M5	6	M5	3.5	23.5	19.7	12	
	ZPB06-M6	6	M6	4.5	24.5	19.5	12	
	ZPB06-01P	6	PT1/8	7.5	26.5	19.5	12	
	ZPB06-02P	6	PT1/4	9.5	28.5	19.5	14	
	ZPB06-03P	6	PT3/8	10.5	29.5	19.5	17	
	ZPB06-04P	6	PT1/2	13.5	32.5	19.5	21	
	ZPB08-01P	8	PT1/8	7.5	29.5	22.6	14	
	ZPB08-02P	8	PT1/4	9.5	31.5	22.6	14	
	ZPB08-03P	8	PT3/8	10.5	32.5	22.6	17	
	ZPB08-04P	8	PT1/2	13.5	35.5	22.6	21	
	ZPB10-01P	10	PT1/8	7.5	34.5	28.5	17	
	ZPB10-02P	10	PT1/4	9.5	36.5	28.5	17	
	ZPB10-03P	10	PT3/8	10.5	37.5	28.5	17	
	ZPB10-04P	10	PT1/2	13.5	40.5	28.5	21	
	ZPB12-01P	12	PT1/8	7.5	35.5	29.3	19	
	ZPB12-02P	12	PT1/4	9.5	37.5	29.3	19	
	ZPB12-03P	12	PT3/8	10.5	38.5	29.3	19	
	ZPB12-04P	12	PT1/2	13.5	41.5	29.3	21	
	ZPB14-01P	14	PT1/8	7.5	37.5	29.8	24	
	ZPB14-02P	14	PT1/4	9.5	39.5	29.8	24	
	ZPB14-03P	14	PT3/8	10.5	39.7	29.8	24	
	ZPB14-04P	14	PT1/2	13.5	42.7	29.8	24	
	ZPB16-01P	16	PT1/8	7.5	38.5	33	24	
	ZPB16-02P	16	PT1/4	9.5	40.5	33	24	
	ZPB16-03P	16	PT3/8	10.5	41.1	33	24	
	ZPB16-04P	16	PT1/2	13.5	44.1	33	24	

ZPL	型号	D	R	A	B	C	S	外形尺寸图
	ZPL04-M5	4	M5	3.5	22	17.7	10	
	ZPL04-M6	4	M6	4.5	23	17.7	10	
	ZPL04-01P	4	PT1/8	7.5	25	17.7	10	
	ZPL04-02P	4	PT1/4	9.5	27	17.7	14	
	ZPL06-M5	6	M5	3.5	23.7	19.2	12	
	ZPL06-M6	6	M6	4.5	24.2	19.2	12	
	ZPL06-01P	6	PT1/8	7.5	26.2	19.2	12	
	ZPL06-02P	6	PT1/4	9.5	28.2	19.2	14	
	ZPL06-03P	6	PT3/8	10.5	29.2	19.2	17	
	ZPL06-04P	6	PT1/2	13.5	32.2	19.2	21	
	ZPL08-01P	8	PT1/8	7.5	29.5	22.6	14	
	ZPL08-02P	8	PT1/4	9.5	31.5	22.6	14	
	ZPL08-03P	8	PT3/8	10.5	32.5	22.6	17	
	ZPL08-04P	8	PT1/2	13.5	35.5	22.6	21	
	ZPL10-01P	10	PT1/8	7.5	33.8	27.8	17	
	ZPL10-02P	10	PT1/4	9.5	35.8	27.8	17	
	ZPL10-03P	10	PT3/8	10.5	36.8	27.8	17	
	ZPL10-04P	10	PT1/2	13.5	39.8	27.8	21	
	ZPL12-01P	12	PT1/8	7.5	35.5	29.3	19	
	ZPL12-02P	12	PT1/4	9.5	37.5	29.3	19	
	ZPL12-03P	12	PT3/8	10.5	38.5	29.3	19	
	ZPL12-04P	12	PT1/2	13.5	41.5	29.3	21	
	ZPL14-01P	14	PT1/8	7.5	37.5	30.6	24	
	ZPL14-02P	14	PT1/4	9.5	39.5	30.6	24	
	ZPL14-03P	14	PT3/8	10.5	40.5	30.6	24	
	ZPL14-04P	14	PT1/2	13.5	43.5	30.6	24	
	ZPL16-01P	16	PT1/8	7.5	38.5	33.3	24	
	ZPL16-02P	16	PT1/4	9.5	40.5	33.3	24	
	ZPL16-03P	16	PT3/8	10.5	43	33.3	24	
	ZPL16-04P	16	PT1/2	13.5	46	33.3	24	


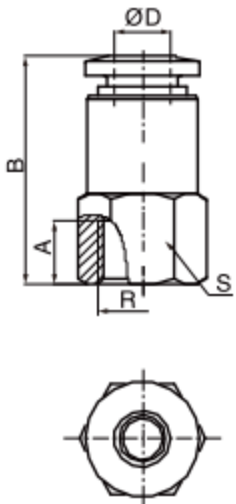
- 1 气动控制元件
- 2 流体控制元件
- 3 电气控制元件
- 4 气动执行元件
- 5 气源处理元件
- 6 真空元件
- 7 洁净元件
- 8 高真空元件
- 9 气动辅助元件


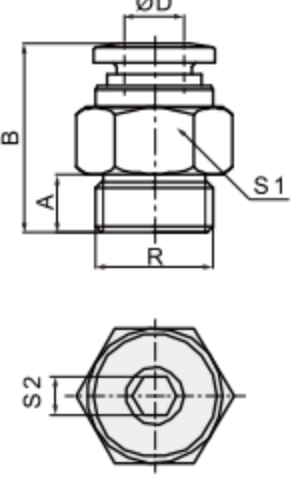
◎ PT螺纹—外形尺寸图


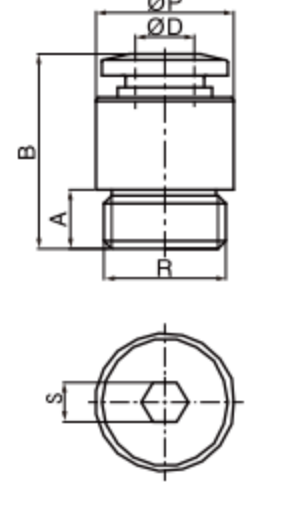
ZPH	型号	D	R	A	B	S	L	外形尺寸图
	ZPH04-M5	4	M5	3.5	20.2	8	17.9	
	ZPH04-01P	4	PT1/8	7	22.5	10	23.5	
	ZPH04-02P	4	PT1/4	9	25	14	26.3	
	ZPH06-M5	6	M5	3.5	22.1	8	17.9	
	ZPH06-01P	6	PT1/8	7	23.3	10	23.5	
	ZPH06-02P	6	PT1/4	9	25.8	14	26.3	
	ZPH06-03P	6	PT3/8	10	27.5	19	32	
	ZPH06-04P	6	PT1/2	13	30	24	38.6	
	ZPH08-01P	8	PT1/8	7	25.4	10	23.5	
	ZPH08-02P	8	PT1/4	9	28.5	14	26.3	
	ZPH08-03P	8	PT3/8	10	29.4	19	32	
	ZPH08-04P	8	PT1/2	13	32.4	24	38.6	
	ZPH10-01P	10	PT1/8	7	30.3	10	23.5	
	ZPH10-02P	10	PT1/4	9	32.6	14	26.3	
	ZPH10-03P	10	PT3/8	10	33.2	19	32	
	ZPH10-04P	10	PT1/2	13	36.2	24	38.6	
ZPH12-01P	12	PT1/8	7	32.5	10	23.5		
ZPH12-02P	12	PT1/4	9	34.7	14	26.3		
ZPH12-03P	12	PT3/8	10	36.6	19	32		
ZPH12-04P	12	PT1/2	13	39	24	38.6		


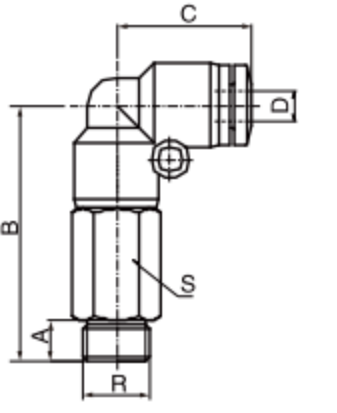
ZPLN	型号	D	R	A	B	C	S	外形尺寸图
	ZPLN04-01P	4	PT1/8	7.5	18.5	17.7	12	
	ZPLN04-02P	4	PT1/4	9.5	20.5	17.7	14	
	ZPLN06-01P	6	PT1/8	7.5	21	19.2	12	
	ZPLN06-02P	6	PT1/4	9.5	23	19.2	14	
	ZPLN06-03P	6	PT3/8	10.5	24	19.2	17	
	ZPLN06-04P	6	PT1/2	13.5	27	19.2	21	
	ZPLN08-01P	8	PT1/8	7.5	25	21.6	14	
	ZPLN08-02P	8	PT1/4	9.5	24	21.6	14	
	ZPLN08-03P	8	PT3/8	10.5	25	21.6	17	
	ZPLN08-04P	8	PT1/2	13.5	28	21.6	21	
	ZPLN10-01P	10	PT1/8	7.5	28	25.5	17	
	ZPLN10-02P	10	PT1/4	9.5	28	25.5	17	
	ZPLN10-03P	10	PT3/8	10.5	28	25.5	17	
	ZPLN10-04P	10	PT1/2	13.5	29	25.5	21	
	ZPLN12-01P	12	PT1/8	7.5	30.5	31	17	
	ZPLN12-02P	12	PT1/4	9.5	30.5	31	17	
ZPLN12-03P	12	PT3/8	10.5	30.5	31	17		
ZPLN12-04P	12	PT1/2	13.5	31.5	31	21		


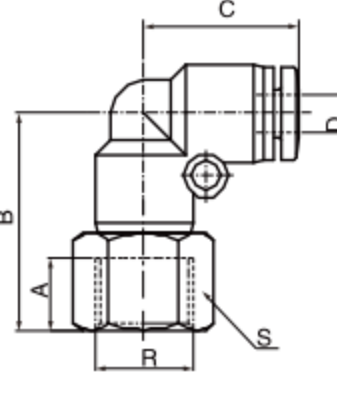
◎ G螺纹—外形尺寸图

ZPCF	型号	D	R	A	B	S	外形尺寸图
	ZPCF04-01G	4	G1/8	8	24.7	12	
	ZPCF04-02G	4	G1/4	11	27.7	17	
	ZPCF06-01G	6	G1/8	8	25.2	12	
	ZPCF06-02G	6	G1/4	11	28.2	17	
	ZPCF06-03G	6	G3/8	12	29.2	20	
	ZPCF06-04G	6	G1/2	14	31.2	24	
	ZPCF08-01G	8	G1/8	8	26.9	14	
	ZPCF08-02G	8	G1/4	11	29.9	17	
	ZPCF08-03G	8	G3/8	12	30.9	20	
	ZPCF08-04G	8	G1/2	14	32.9	24	
	ZPCF10-01G	10	G1/8	8	29.9	17	
	ZPCF10-02G	10	G1/4	11	32.9	17	
	ZPCF10-03G	10	G3/8	12	33.9	20	
	ZPCF10-04G	10	G1/2	14	35.9	24	
	ZPCF12-01G	12	G1/8	8	31.5	20	
	ZPCF12-02G	12	G1/4	11	34.5	20	
	ZPCF12-03G	12	G3/8	12	35.5	20	
	ZPCF12-04G	12	G1/2	14	37.5	24	
	ZPCF14-02G	14	G1/4	11	36	22	
	ZPCF14-03G	14	G3/8	12	37	22	
	ZPCF14-04G	14	G1/2	14	39	24	
	ZPCF16-02G	16	G1/4	11	36	24	
	ZPCF16-03G	16	G3/8	12	37	24	
	ZPCF16-04G	16	G1/2	14	39	24	

ZPC	型号	D	R	A	B	S1	S2	外形尺寸图
	ZPC04-01G	4	G1/8	5	19.2	12	3	
	ZPC04-02G	4	G1/4	6.5	18.2	17	3	
	ZPC06-01G	6	G1/8	5	20.1	12	4	
	ZPC06-02G	6	G1/4	6.5	21.1	17	4	
	ZPC06-03G	6	G3/8	7	20.6	20	4	
	ZPC06-04G	6	G1/2	10	23.1	24	4	
	ZPC08-01G	8	G1/8	5	25.4	14	5	
	ZPC08-02G	8	G1/4	6.5	22.9	17	6	
	ZPC08-03G	8	G3/8	7	22.4	20	6	
	ZPC08-04G	8	G1/2	10	23.4	24	6	
	ZPC10-01G	10	G1/8	5	27.8	17	5	
	ZPC10-02G	10	G1/4	6.5	29.3	17	6	
	ZPC10-03G	10	G3/8	7	26	20	8	
	ZPC10-04G	10	G1/2	10	26	24	8	
	ZPC12-01G	12	G1/8	5	30.5	20	5	
	ZPC12-02G	12	G1/4	6.5	32.5	20	6	
	ZPC12-03G	12	G3/8	7	30	20	8	
	ZPC12-04G	12	G1/2	10	31	24	10	
	ZPC14-02G	14	G1/4	6.5	32.1	22	-	
	ZPC14-03G	14	G3/8	7	32.6	22	-	
	ZPC14-04G	14	G1/2	10	35.6	24	-	
	ZPC16-02G	16	G1/4	6.5	34	24	-	
	ZPC16-03G	16	G3/8	7	34	24	-	
	ZPC16-04G	16	G1/2	10	37	24	-	


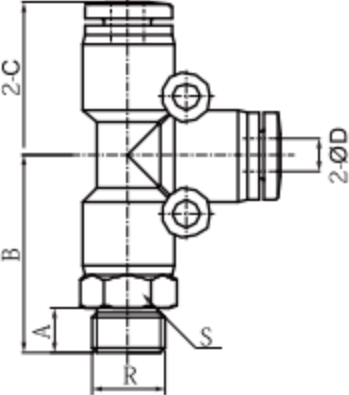
ZPOC	型号	D	R	A	B	P	S	外形尺寸图
	ZPOC04-01G	4	G1/8	5	19.2	12	3	
	ZPOC04-02G	4	G1/4	6.5	18.2	17	3	
	ZPOC06-01G	6	G1/8	5	20.1	12	4	
	ZPOC06-02G	6	G1/4	6.5	21.1	17	4	
	ZPOC06-03G	6	G3/8	7	20.6	20	4	
	ZPOC06-04G	6	G1/2	10	23.1	24	4	
	ZPOC08-01G	8	G1/8	5	25.4	14	5	
	ZPOC08-02G	8	G1/4	6.5	22.9	17	6	
	ZPOC08-03G	8	G3/8	7	22.4	20	6	
	ZPOC08-04G	8	G1/2	10	23.4	24	6	
	ZPOC10-01G	10	G1/8	5	27.8	17	5	
	ZPOC10-02G	10	G1/4	6.5	29.3	17	6	
	ZPOC10-03G	10	G3/8	7	26	20	8	
	ZPOC10-04G	10	G1/2	10	26	24	8	
	ZPOC12-01G	12	G1/8	5	30.5	20	5	
	ZPOC12-02G	12	G1/4	6.5	32.5	20	6	
	ZPOC12-03G	12	G3/8	7	30	20	8	
	ZPOC12-04G	12	G1/2	10	31	24	10	


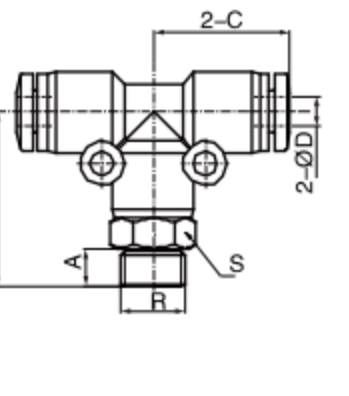
ZPLL	型号	D	R	A	B	C	S	外形尺寸图
	ZPLL04-01G	4	G1/8	5	33.5	17.7	12	
	ZPLL04-02G	4	G1/4	6.5	36.5	17.7	17	
	ZPLL06-01G	6	G1/8	5	37.2	19.2	12	
	ZPLL06-02G	6	G1/4	6.5	39.2	19.2	17	
	ZPLL06-03G	6	G3/8	7	40.2	19.2	20	
	ZPLL06-04G	6	G1/2	10	43.7	19.2	24	
	ZPLL08-01G	8	G1/8	5	42	22.6	14	
	ZPLL08-02G	8	G1/4	6.5	42.5	22.6	17	
	ZPLL08-03G	8	G3/8	7	43.5	22.6	20	
	ZPLL08-04G	8	G1/2	10	47	22.6	24	
	ZPLL10-01G	10	G1/8	5	50.3	27.8	17	
	ZPLL10-02G	10	G1/4	6.5	53.3	27.8	17	
	ZPLL10-03G	10	G3/8	7	53.8	27.8	20	
	ZPLL10-04G	10	G1/2	10	57.3	27.8	24	
	ZPLL12-02G	12	G1/4	6.5	57	29.3	19	
	ZPLL12-03G	12	G3/8	7	59	29.3	20	
	ZPLL12-04G	12	G1/2	10	62	29.3	24	


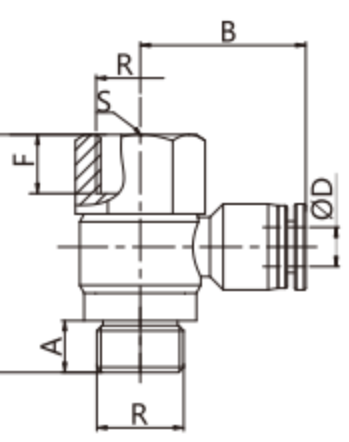
ZPLF	型号	D	R	A	B	C	S	外形尺寸图
	ZPLF04-01G	4	G1/8	8	23.5	17.7	12	
	ZPLF04-02G	4	G1/4	11	26.5	17.7	17	
	ZPLF06-01G	6	G1/8	8	24.7	19.2	12	
	ZPLF06-02G	6	G1/4	11	27.7	19.2	17	
	ZPLF06-03G	6	G3/8	12	28.7	19.2	20	
	ZPLF06-04G	6	G1/2	14	30.7	19.2	24	
	ZPLF08-01G	8	G1/8	8	28	22.6	14	
	ZPLF08-02G	8	G1/4	11	31	22.6	17	
	ZPLF08-03G	8	G3/8	12	32	22.6	20	
	ZPLF08-04G	8	G1/2	14	34	22.6	24	
	ZPLF10-01G	10	G1/8	8	32.3	27.8	17	
	ZPLF10-02G	10	G1/4	11	35.3	27.8	17	
	ZPLF10-03G	10	G3/8	12	36.3	27.8	20	
	ZPLF10-04G	10	G1/2	14	38.3	27.8	24	
	ZPLF12-02G	12	G1/4	11	37.5	29.3	20	
	ZPLF12-03G	12	G3/8	12	38.5	29.3	20	
	ZPLF12-04G	12	G1/2	14	41	29.3	24	
	ZPLF14-02G	14	G1/4	11	38	30.6	22	
	ZPLF14-03G	14	G3/8	12	39	30.6	22	
	ZPLF14-04G	14	G1/2	14	41	30.6	24	
	ZPLF16-02G	16	G1/4	11	41.5	33.3	24	
	ZPLF16-03G	16	G3/8	12	42.5	33.3	24	
	ZPLF16-04G	16	G1/2	14	44.5	33.3	24	


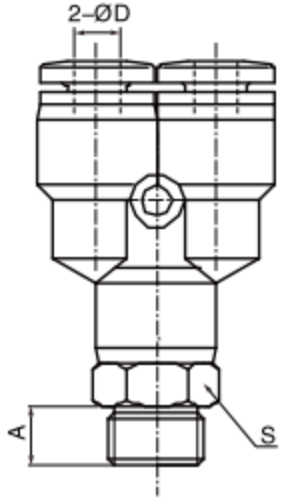
- 1 气动控制元件
- 2 流体控制元件
- 3 电气控制元件
- 4 气动执行元件
- 5 气源处理元件
- 6 真空元件
- 7 洁净元件
- 8 高真空元件
- 9 气动辅助元件


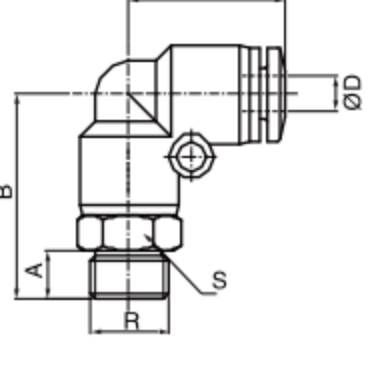
◎ G螺纹—外形尺寸图


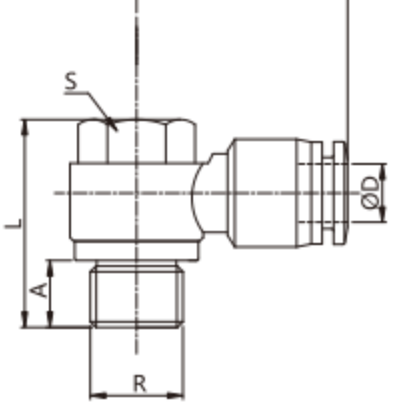
ZPD		型号	D	R	A	B	C	S	外形尺寸图
 <p>ØD</p>	ZPD04-01G	4	G1/8	5	23.5	18.7	12		
	ZPD04-02G	4	G1/4	6.5	25	18.7	17		
	ZPD06-01G	6	G1/8	5	24	19.5	12		
	ZPD06-02G	6	G1/4	6.5	25.5	19.5	17		
	ZPD06-03G	6	G3/8	7	26	19.5	20		
	ZPD06-04G	6	G1/2	10	30	19.5	24		
	ZPD08-01G	8	G1/8	5	27	22.6	14		
	ZPD08-02G	8	G1/4	6.5	28.5	22.6	17		
	ZPD08-03G	8	G3/8	7	29	22.6	20		
	ZPD08-04G	8	G1/2	10	33	22.6	24		
	ZPD10-01G	10	G1/8	5	32	28.5	17		
	ZPD10-02G	10	G1/4	6.5	33.5	28.5	17		
	ZPD10-03G	10	G3/8	7	34	28.5	20		
	ZPD10-04G	10	G1/2	10	38	28.5	24		
	ZPD12-01G	12	G1/8	5	33	29.3	19		
	ZPD12-02G	12	G1/4	6.5	34.5	29.3	19		
ZPD12-03G	12	G3/8	7	35	29.3	20			
ZPD12-04G	12	G1/2	10	39	29.3	24			
ZPD14-02G	14	G1/4	6.5	35.7	29.8	22			
ZPD14-03G	14	G3/8	7	36.2	29.8	22			
ZPD14-04G	14	G1/2	10	39.2	29.8	24			
ZPD16-02G	16	G1/4	6.5	37.6	31.9	24			
ZPD16-03G	16	G3/8	7	38.1	31.9	24			
ZPD16-04G	16	G1/2	10	41.1	31.9	24			

ZPB		型号	D	R	A	B	C	S	外形尺寸图
 <p>ØD</p>	ZPB04-01G	4	G1/8	5	23.5	18.7	12		
	ZPB04-02G	4	G1/4	6.5	25	18.7	17		
	ZPB06-01G	6	G1/8	5	24	19.5	12		
	ZPB06-02G	6	G1/4	6.5	25.5	19.5	17		
	ZPB06-03G	6	G3/8	7	26	19.5	20		
	ZPB06-04G	6	G1/2	10	30	19.5	24		
	ZPB08-01G	8	G1/8	5	27	22.6	14		
	ZPB08-02G	8	G1/4	6.5	28.5	22.6	17		
	ZPB08-03G	8	G3/8	7	29	22.6	20		
	ZPB08-04G	8	G1/2	10	33	22.6	24		
	ZPB10-01G	10	G1/8	5	32	28.5	17		
	ZPB10-02G	10	G1/4	6.5	33.5	28.5	17		
	ZPB10-03G	10	G3/8	7	34	28.5	20		
	ZPB10-04G	10	G1/2	10	38	28.5	24		
	ZPB12-01G	12	G1/8	5	33	29.3	19		
	ZPB12-02G	12	G1/4	6.5	34.5	29.3	19		
ZPB12-03G	12	G3/8	7	35	29.3	20			
ZPB12-04G	12	G1/2	10	39	29.3	24			
ZPB14-02G	14	G1/4	6.5	35.7	29.8	22			
ZPB14-03G	14	G3/8	7	36.2	29.8	22			
ZPB14-04G	14	G1/2	10	39.2	29.8	24			
ZPB16-02G	16	G1/4	6.5	37.6	31.9	24			
ZPB16-03G	16	G3/8	7	38.1	31.9	24			
ZPB16-04G	16	G1/2	10	41.1	31.9	24			

ZPHF		型号	D	R	A	B	S	F	L	外形尺寸图
 <p>ØD</p>	ZPHF04-01G	4	PT1/8	5	22.5	12	7	30		
	ZPHF04-02G	4	PT1/4	6.5	25	17	10	36		
	ZPHF06-01G	6	PT1/8	5	23.3	12	7	30		
	ZPHF06-02G	6	PT1/4	6.5	25.8	17	10	36		
	ZPHF06-03G	6	PT3/8	7	27.5	19	11	42.7		
	ZPHF06-04G	6	PT1/2	10	30	24	13	48.5		
	ZPHF08-01G	8	PT1/8	5	25.4	12	7	30		
	ZPHF08-02G	8	PT1/4	6.5	28.5	17	10	36		
	ZPHF08-03G	8	PT3/8	7	29.4	19	11	42.7		
	ZPHF08-04G	8	PT1/2	10	32.4	24	13	48.5		
	ZPHF10-01G	10	PT1/8	5	30.3	12	7	30		
	ZPHF10-02G	10	PT1/4	6.5	32.6	17	10	36		
ZPHF10-03G	10	PT3/8	7	33.2	19	11	42.7			
ZPHF10-04G	10	PT1/2	10	36.2	24	13	48.5			
ZPHF12-01G	12	PT1/8	5	32.5	12	7	30			
ZPHF12-02G	12	PT1/4	6.5	34.7	17	10	36			
ZPHF12-03G	12	PT3/8	7	36.6	19	11	42.7			
ZPHF12-04G	12	PT1/2	10	39	24	13	48.5			

ZPWT	型号	D	R	A	B	S	外形尺寸图
	ZPWT04-01G	4	G1/8	5	40.4	12	
	ZPWT04-02G	4	G1/4	6.5	41.9	17	
	ZPWT06-01G	6	G1/8	5	41.7	12	
	ZPWT06-02G	6	G1/4	6.5	43.2	17	
	ZPWT06-03G	6	G3/8	7	43.7	20	
	ZPWT06-04G	6	G1/2	10	46.7	24	
	ZPWT08-01G	8	G1/8	5	44.3	14	
	ZPWT08-02G	8	G1/4	6.5	45.8	17	
	ZPWT08-03G	8	G3/8	7	46.8	20	
	ZPWT08-04G	8	G1/2	10	49.8	24	
	ZPWT10-01G	10	G1/8	5	53.6	17	
	ZPWT10-02G	10	G1/4	6.5	55.1	17	
	ZPWT10-03G	10	G3/8	7	55.6	20	
	ZPWT10-04G	10	G1/2	10	58.6	24	
	ZPWT12-01G	12	G1/8	5	56.3	19	
	ZPWT12-02G	12	G1/4	6.5	57.8	19	
	ZPWT12-03G	12	G3/8	7	58.3	20	
	ZPWT12-04G	12	G1/2	10	61.3	24	
	ZPWT14-02G	14	G1/4	6.5	61.4	22	
	ZPWT14-03G	14	G3/8	7	61.9	22	
	ZPWT14-04G	14	G1/2	10	64.9	24	
	ZPWT16-02G	16	G1/4	6.5	64.5	24	
	ZPWT16-03G	16	G3/8	7	65	24	
	ZPWT16-04G	16	G1/2	10	68	24	

ZPL	型号	D	R	A	B	C	S	外形尺寸图
	ZPL04-01G	4	G1/8	5	22.5	17.7	12	
	ZPL04-02G	4	G1/4	6.5	24	17.7	17	
	ZPL06-01G	6	G1/8	5	24	19.2	12	
	ZPL06-02G	6	G1/4	6.5	26	19.2	17	
	ZPL06-03G	6	G3/8	7	27	19.2	20	
	ZPL06-04G	6	G1/2	10	30.5	19.2	24	
	ZPL08-01G	8	G1/8	5	27	22.6	14	
	ZPL08-02G	8	G1/4	6.5	28.5	22.6	17	
	ZPL08-03G	8	G3/8	7	29	22.6	20	
	ZPL08-04G	8	G1/2	10	33	22.6	24	
	ZPL10-01G	10	G1/8	5	31.8	27.8	17	
	ZPL10-02G	10	G1/4	6.5	33.3	27.8	17	
	ZPL10-03G	10	G3/8	7	33.8	27.8	20	
	ZPL10-04G	10	G1/2	10	37.3	27.8	24	
	ZPL12-01G	12	G1/8	5	33	29.3	19	
	ZPL12-02G	12	G1/4	6.5	34.5	29.3	19	
	ZPL12-03G	12	G3/8	7	35	29.3	20	
	ZPL12-04G	12	G1/2	10	39	29.3	24	
	ZPL14-02G	14	G1/4	6.5	36.5	30.6	24	
	ZPL14-03G	14	G3/8	7	37	30.6	24	
	ZPL14-04G	14	G1/2	10	40	30.6	24	
	ZPL16-02G	16	G1/4	6.5	39	33.3	24	
	ZPL16-03G	16	G3/8	7	39.5	33.3	24	
	ZPL16-04G	16	G1/2	10	42.5	33.3	24	

ZPH	型号	D	R	A	B	S	L	外形尺寸图
	ZPH04-01G	4	PT1/8	5	22.5	10	23.6	
	ZPH04-02G	4	PT1/4	6.5	25	14	27.5	
	ZPH06-01G	6	PT1/8	5	23.3	10	23.6	
	ZPH06-02G	6	PT1/4	6.5	25.8	14	27.5	
	ZPH06-03G	6	PT3/8	7	27.5	19	34	
	ZPH06-04G	6	PT1/2	10	30	24	38.1	
	ZPH08-01G	8	PT1/8	5	25.4	10	23.6	
	ZPH08-02G	8	PT1/4	6.5	28.5	14	27.5	
	ZPH08-03G	8	PT3/8	7	29.4	19	34	
	ZPH08-04G	8	PT1/2	10	32.4	24	38.1	
	ZPH10-01G	10	PT1/8	5	30.3	10	23.6	
	ZPH10-02G	10	PT1/4	6.5	32.6	14	27.5	
	ZPH10-03G	10	PT3/8	7	33.2	19	34	
	ZPH10-04G	10	PT1/2	10	36.2	24	38.1	
	ZPH12-01G	12	PT1/8	5	32.5	10	23.6	
	ZPH12-02G	12	PT1/4	6.5	34.7	14	27.5	
	ZPH12-03G	12	PT3/8	7	36.6	19	34	
	ZPH12-04G	12	PT1/2	10	39	24	38.1	

1

气动控制元件

2

流体控制元件

3

电气控制元件

4

气动执行元件

5

气源处理元件

6

真空元件

7

洁净元件


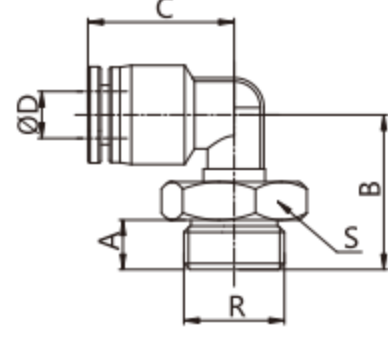
8

高真空元件


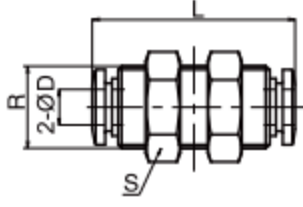
9


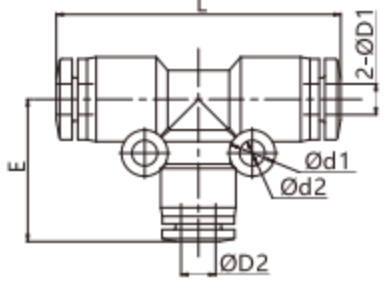
气动辅助元件


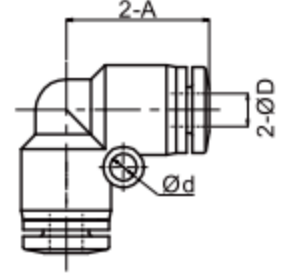
◎ G螺纹—外形尺寸图


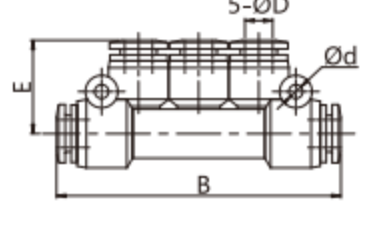
ZPLN	型号	D	R	A	B	C	S	外形尺寸图
 $\varnothing D$	ZPLN04-01G	4	G1/8	5	18	17.7	12	
	ZPLN04-02G	4	G1/4	6.5	19.5	17.7	17	
	ZPLN06-01G	6	G1/8	5	20.5	19.2	12	
	ZPLN06-02G	6	G1/4	6.5	22	19.2	17	
	ZPLN06-03G	6	G3/8	7	22.5	19.2	20	
	ZPLN06-04G	6	G1/2	10	22.5	19.2	24	
	ZPLN08-01G	8	G1/8	5	24	21.6	14	
	ZPLN08-02G	8	G1/4	6.5	23	21.6	17	
	ZPLN08-03G	8	G3/8	7	23.5	21.6	20	
	ZPLN08-04G	8	G1/2	10	28.5	21.6	24	
	ZPLN10-01G	10	G1/8	5	27.5	25.5	17	
	ZPLN10-02G	10	G1/4	6.5	27	25.5	17	
	ZPLN10-03G	10	G3/8	7	27.5	25.5	20	
	ZPLN10-04G	10	G1/2	10	28.5	25.5	24	
	ZPLN12-01G	12	G1/8	5	30	31	17	
	ZPLN12-02G	12	G1/4	6.5	29.5	31	17	
ZPLN12-03G	12	G3/8	7	30	31	20		
ZPLN12-04G	12	G1/2	10	31	31	24		


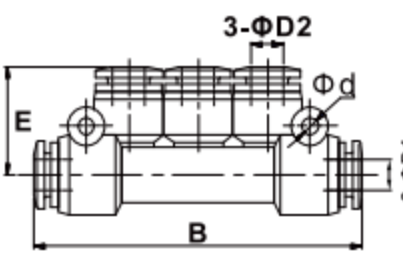
◎ 选型—外形尺寸图


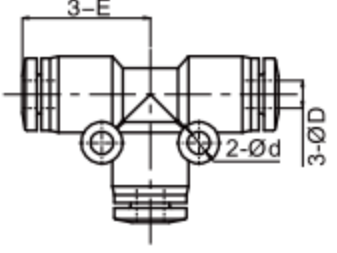
ZPM	型号	D	R	S	L	外形尺寸图
 $\varnothing D$	ZPM04	4	M12X1	14	33	
	ZPM06	6	M14X1	17	38	
	ZPM08	8	M16X1	19	40	
	ZPM10	10	M20X1	24	46	
	ZPM12	12	M22X1	27	46	


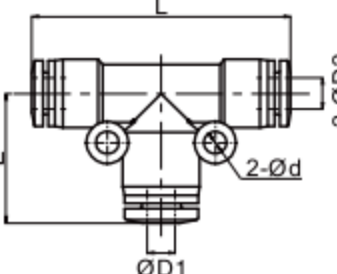
ZPEG	型号	D1	D2	E	L	d1	d2	外形尺寸图
 $\varnothing D1$ $\varnothing D2$ $D1 > D2$	ZPEG06-04	6	4	19.2	38.4	6	3.2	
	ZPEG08-04	8	4	21.2	44.9	6	3.2	
	ZPEG08-06	8	6	21.3	44.9	6	3.2	
	ZPEG10-06	10	6	22.35	56.7	6.8	4.2	
	ZPEG10-08	10	8	23	56.7	6.8	4.2	
	ZPEG12-08	12	8	27.7	58.6	7	4.2	
ZPEG12-10	12	10	28.6	58.6	7	4.2		


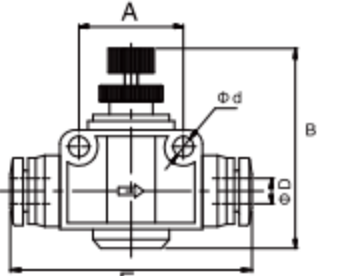
ZPV	型号	D	A	d	外形尺寸图
 $\varnothing D$	ZPV04	4	17.7	3.2	
	ZPV06	6	19.2	3.2	
	ZPV08	8	22.6	3.2	
	ZPV10	10	27.8	4.2	
	ZPV12	12	29.3	4.2	
	ZPV14	14	30.6	5	
ZPV16	16	33.3	5		


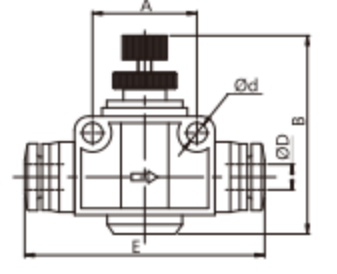
ZPK	型号	D	B	d	E	外形尺寸图
 $\varnothing D$	ZPK04	4	57	3.2	19	
	ZPK06	6	61	3.2	20.3	
	ZPK08	8	81.6	4.2	24.3	
	ZPK10	10	88	4.3	26.5	
	ZPK12	12	102	4.3	30.6	


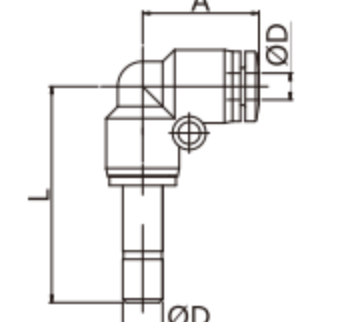
ZPKG	型号	D1	D2	B	d	E	外形尺寸图
 $\varnothing D$	ZPKG06-04	6	4	57	3.2	19	
	ZPKG08-04	8	4	61.7	3.2	20.1	
	ZPKG08-06	8	6	61.7	3.2	20.4	
	ZPKG10-06	10	6	81.8	4.3	23.9	
	ZPKG10-08	10	8	81.8	4.3	24	
ZPKG12-10	12	10	93.5	4.2	28.3		


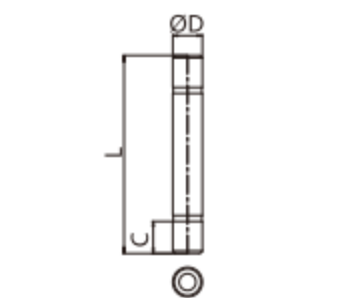
ZPE	型号	D	E	d	外形尺寸图
	ZPE04	4	18.7	3.2	
	ZPE06	6	19.5	3.2	
	ZPE08	8	22.6	3.2	
	ZPE10	10	28.5	4.2	
	ZPE12	12	29.3	4.2	
	ZPE14	14	31.5	5	
	ZPE16	16	33	5	


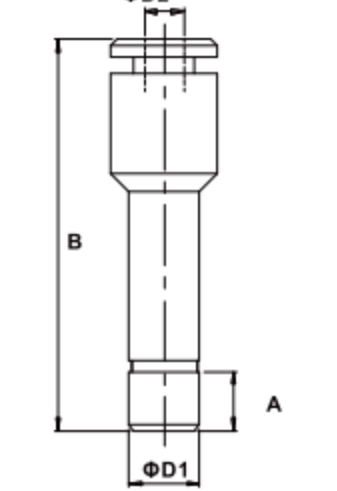
ZPEW	型号	D1	D2	E	L	d	外形尺寸图
	ZPEW06-04	6	4	19.1	38	3.2	
	ZPEW08-04	8	4	22.5	43.9	3.2	
	ZPEW08-06	8	6	22.5	44	3.2	
	ZPEW10-06	10	6	27.9	54.1	4.2	
	ZPEW10-08	10	8	27.9	55	4.2	
	ZPEW12-08	12	8	29.3	57	4.2	
	ZPEW12-10	12	10	29.3	57.8	4.2	
	ZPEW16-12	16	12	32.5	63.6	4.2	

ZSA	型号	D	d	A	B		E	外形尺寸图
					min	max		
	ZSA04	4	3.2	14	26.2	28.9	39.5	
	ZSA06	6	4.3	20	38.8	43.6	46.8	
	ZSA08	8	4.3	22	40	45.5	52	
	ZSA10	10	4.3	26	48	52.2	62.3	
	ZSA12	12	4.3	32	51.5	58	73	

ZSA-C	型号	D	d	A	B		E	外形尺寸图
					min	max		
	ZSA06-C	46	4.3	20	38.8	43.6	46.8	
	ZSA08-C	8	4.3	22	40	45.5	52	
	ZSA10-C	10	4.3	26	48	52.2	62.3	
	ZSA12-C	12	4.3	32	51.5	58	73	

ZPLJ	型号	D	A	L	外形尺寸图
	ZPLJ04	4	17.7	33	
	ZPLJ06	6	19.2	36.2	
	ZPLJ08	8	22.6	42.5	
	ZPLJ10	10	27.8	50.8	
	ZPLJ12	12	29.3	54.5	

ZPIJ	型号	L	D	C	外形尺寸图
	ZPIJ04	39	4	6.3	
	ZPIJ06	40	6	6.5	
	ZPIJ08	45	8	6.7	
	ZPIJ10	46	10	7.8	
	ZPIJ12	46	12	8	

ZPGJ	型号	D1	D2	A	B	外形尺寸图
	ZPGJ06-04	6	4	6.5	6.5	
	ZPGJ08-04	8	4	6.5	6.5	
	ZPGJ08-06	8	6	6.54	6.54	
	ZPGJ10-06	10	6	8.1	8.1	
	ZPGJ10-08	10	8	7.5	7.5	
	ZPGJ12-06	12	6	7.5	7.5	
	ZPGJ12-08	12	8	7.8	7.8	
	ZPGJ12-10	12	10	7.5	7.5	

1

气动控制元件

2

流体控制元件

3

电气控制元件

4

气动执行元件

5

气源处理元件

6

真空元件

7

洁净元件

8

高真空元件

9

气动辅助元件

选型—外形尺寸图

1 气动控制元件	ZPLK	型号	D	B	C	外形尺寸图
		ZPLK04-GR01	4	15.2	17.7	
ZPLK06-GR01	6	17.5	19.2			
ZPLK08-GR01	8	18	21.6			
ZPLK10-GR01	10	19	25.5			
ZPLK12-GR01	12	21	31			
2 流体控制元件	ZPLK04-GR02	4	15.5	17.7		
	ZPLK06-GR02	6	17.8	19.2		
	ZPLK08-GR02	8	18.3	21.6		
	ZPLK10-GR02	10	19.3	25.5		
	ZPLK12-GR02	12	21.3	31		

3 电气控制元件	ZPPF	型号	D	B	外形尺寸图
		ZPPF04	4	17.2	
ZPPF06	6	17.7			
ZPPF08	8	19.6			
ZPPF10	10	24			
ZPPF12	12	25.3			

4 气动执行元件	ZPZA	型号	D	L	d	外形尺寸图
		ZPZA04	4	38.2	3.2	
ZPZA06	6	39	3.2			
ZPZA08	8	45.7	3.1			
ZPZA10	10	56.8	4.2			
ZPZA12	12	58.4	4.4			

5 气源处理元件	ZPY	型号	D	A	d	外形尺寸图
		ZPY04	4	35.6	3	
ZPY06	6	37.2	3.2			
ZPY08	8	40	3.2			
ZPY10	10	50.1	4.2			
ZPY12	12	52.6	4.2			
ZPY14	14	57.3	4.2			
ZPY16	16	60.5	5			

堵头—外形尺寸图

7 洁净元件	GSC	型号	A	B	C	D	S	外形尺寸图
		GSC1/8-P01	7	2	G1/8	12	5	
GSC1/4-P01	9.5	3	G1/4	17	6			
GSC3/8-P01	10.5	3.5	G3/8	20	8			

8 高真空元件	GSC	型号	A	B	S	外形尺寸图
		GSC1/8X7N	7	G1/8	5	
GSC1/4X8N	8	G1/4	6			
GSC3/8X10N	10	G3/8	8			
GSC1/2X12N	12	G1/2	10			